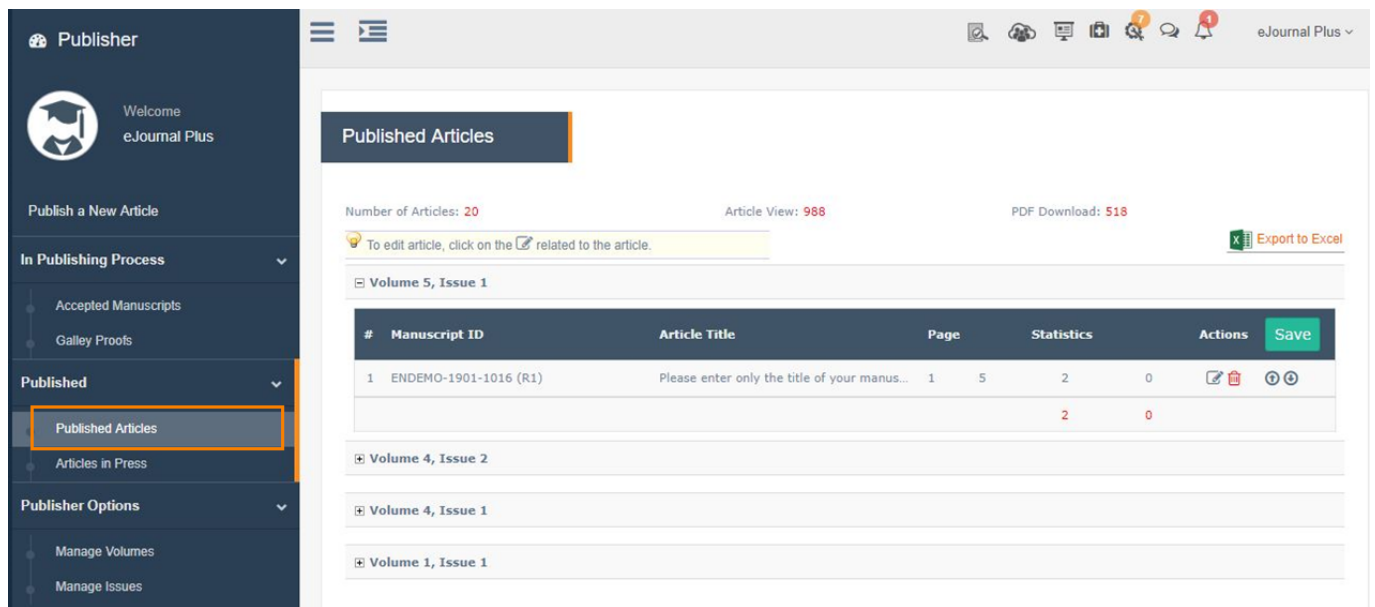


# Publisher

## Edit published article's information



**Publisher**

Welcome  
eJournal Plus

Publish a New Article

**In Publishing Process**

- Accepted Manuscripts
- Galley Proofs

**Published**

- Published Articles**
- Articles in Press

**Publisher Options**


- Manage Volumes
- Manage Issues

**Published Articles**

Number of Articles: 20 Article View: 988 PDF Download: 518

To edit article, click on the  related to the article.

**Volume 5, Issue 1**

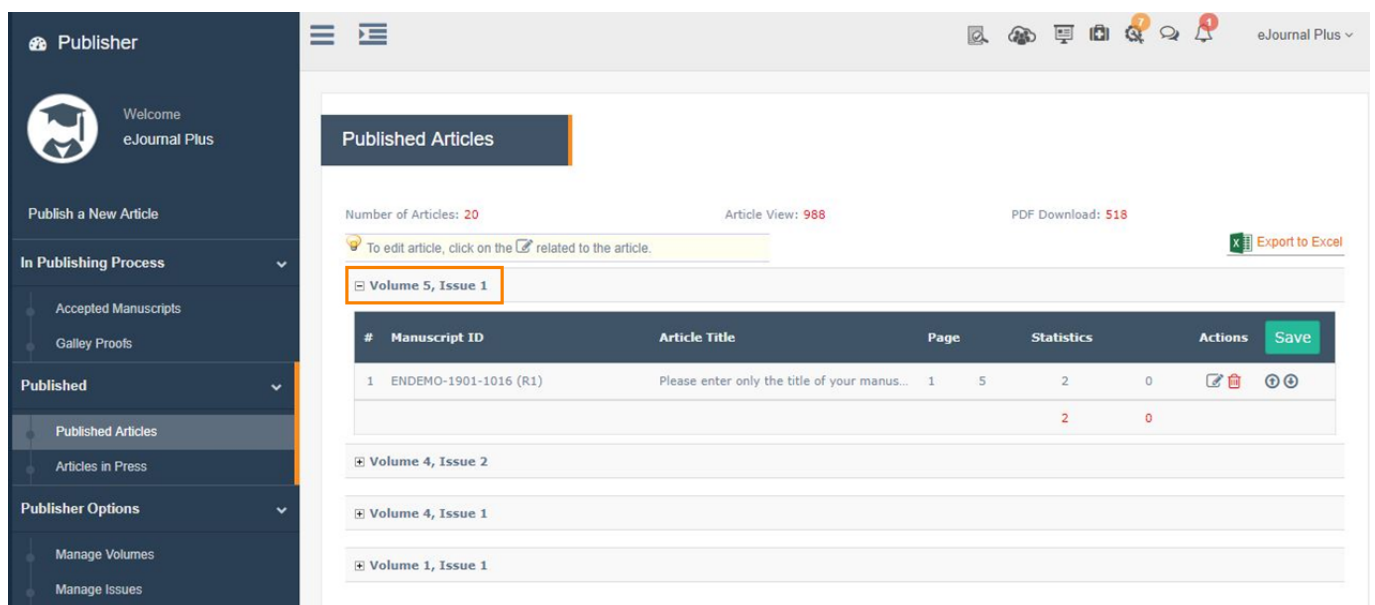
#	Manuscript ID	Article Title	Page	Statistics	Actions	Save		
1	ENDEMO-1901-1016 (R1)	Please enter only the title of your manus...	1	5	2	0	   	
					2	0		

**Volume 4, Issue 2**

**Volume 4, Issue 1**

**Volume 1, Issue 1**

Click on Published Articles on published from main menu



**Publisher**

Welcome  
eJournal Plus

Publish a New Article

**In Publishing Process**

- Accepted Manuscripts
- Galley Proofs

**Published**


- Published Articles**
- Articles in Press

**Publisher Options**





- Manage Volumes
- Manage Issues

**Published Articles**

Number of Articles: 20 Article View: 988 PDF Download: 518

To edit article, click on the  related to the article.

**Volume 5, Issue 1**

#	Manuscript ID	Article Title	Page	Statistics	Actions	Save		
1	ENDEMO-1901-1016 (R1)	Please enter only the title of your manus...	1	5	2	0	   	
					2	0		

**Volume 4, Issue 2**

**Volume 4, Issue 1**

**Volume 1, Issue 1**

Click on each volume to see published articles

# Publisher

The screenshot shows the Publisher interface with a dark sidebar on the left and a main content area. The sidebar contains a 'Publisher' header, a welcome message, and navigation links: 'Publish a New Article', 'In Publishing Process' (with sub-links for 'Accepted Manuscripts' and 'Galley Proofs'), 'Published' (with sub-links for 'Published Articles' and 'Articles in Press'), and 'Publisher Options' (with sub-links for 'Manage Volumes' and 'Manage Issues'). The main content area has a top bar with icons and a 'eJournal Plus' dropdown. Below this is a 'Published Articles' section with statistics: 'Number of Articles: 20', 'Article View: 988', and 'PDF Download: 518'. A yellow tip box says 'To edit article, click on the [pencil icon] related to the article.' and there is an 'Export to Excel' button. The articles are grouped by volume and issue: 'Volume 5, Issue 1', 'Volume 4, Issue 2', 'Volume 4, Issue 1', and 'Volume 1, Issue 1'. A table for 'Volume 5, Issue 1' has columns: '#', 'Manuscript ID', 'Article Title', 'Page', 'Statistics', 'Actions', and a 'Save' button. The first row shows manuscript '1 ENDEMO-1901-1016 (R1)' with a title 'Please enter only the title of your manus...', page '1 5', and statistics '2 0'. The 'Actions' column for this row contains a pencil icon (highlighted with an orange box), a delete icon, and two circular icons. The 'Save' button is also highlighted with an orange box.

#	Manuscript ID	Article Title	Page	Statistics	Actions	Save
1	ENDEMO-1901-1016 (R1)	Please enter only the title of your manus...	1 5	2 0	[Pencil] [Delete] [Circular Icons]	[Save]
				2 0		

Click on the pen icon to edit the manuscript if required, Click on Delete Icon to Delete a article from the list

This screenshot is identical to the one above, showing the same Publisher interface. In this version, the 'Save' button in the 'Actions' column of the first row is highlighted with an orange box, along with the pencil icon.

#	Manuscript ID	Article Title	Page	Statistics	Actions	Save
1	ENDEMO-1901-1016 (R1)	Please enter only the title of your manus...	1 5	2 0	[Pencil] [Delete] [Circular Icons]	[Save]
				2 0		

# Publisher

Click the arrows to change the order of the articles. Then save the changes by clicking Save.

The screenshot displays the 'Publisher' dashboard for 'eJournal Plus'. The left sidebar contains navigation options: 'Publish a New Article', 'In Publishing Process' (with sub-items 'Accepted Manuscripts' and 'Galley Proofs'), 'Published' (with sub-items 'Published Articles' and 'Articles in Press'), and 'Publisher Options' (with sub-items 'Manage Volumes' and 'Manage Issues'). The main content area is titled 'Published Articles' and shows statistics: 'Number of Articles: 20', 'Article View: 988', and 'PDF Download: 518'. A tip states: 'To edit article, click on the [edit icon] related to the article.' An 'Export to Excel' button is highlighted with an orange box. Below the statistics, there are expandable sections for 'Volume 5, Issue 1', 'Volume 4, Issue 2', 'Volume 4, Issue 1', and 'Volume 1, Issue 1'. The 'Volume 5, Issue 1' section is expanded, showing a table of published articles.

#	Manuscript ID	Article Title	Page	Statistics	Actions	Save	
1	ENDEMO-1901-1016 (R1)	Please enter only the title of your manus...	1	5	2	0	[edit] [delete] [share]
				2	0		

Click here to export published articles in Excel format

Unique solution ID: #1004

Author: ejournalplus Support Team

Last update: 2021-01-18 12:37